

॥ ओ३म् ॥

# K.R.D.A.V. PUBLIC SCHOOL, SAFIDON

HOLIDAYS HOMEWORK: 2019-2020

CLASS : V

## SUBJECT:-ENGLISH

- Revise the syllabus done so far and learn new spellings.
  - Read books . Enhance your communication skills by conversing with your friends and family in English.
  - Do a paragraph of handwriting everyday.
  - Do pages 118-121 in English Practice Book.
  - Make beautiful and creative charts for the topic given according to your roll numbers. Make an attractive book mark to gift to one another.
- 
- \* Make a chart on Abstract nouns. (Roll no. 1 to 12)
  - \* Make a chart on Countable and Uncountable nouns. (Roll no. 13 to 26)
  - \* Make a chart on Determiners. (Roll no. 27 to 33)
  - \* Make a chart on Comparisons. (Roll no. 34 to 43)

### Assignment:

- Do the given worksheets on the next pages and learn verb forms .

Note:- Prepare yourself for UT.

Syllabus for U.T. :- English Reader-Unit 1: Growing Up  
English Practice Book : Unit 1 to 2



# THE 50 MOST COMMON IRREGULAR VERBS



Base Form	Past Simple	Participle	Base Form	Past Simple	Participle
awake	awoke	awoken	quit	quit	quit
be	was/were	been	read	read	read
blow	blew	blown	ride	rode	ridden
build	built	built	run	ran	run
buy	bought	bought	say	said	said
catch	caught	caught	seek	sought	sought
choose	chose	chosen	sell	sold	sold
dream	dreamt	dreamt	send	sent	sent
drink	drank	drunk	shake	shook	shaken
eat	ate	eaten	shine	shone	shone
fall	fell	fallen	sing	sang	sung
fight	fought	fought	sink	sank	sunk
fly	flew	flown	sit	sat	sat
freeze	froze	frozen	sleep	slept	slept
grow	grew	grown	spend	spent	spent
hear	heard	heard	spread	spread	spread
hide	hid	hidden	stand	stood	stood
hold	held	held	steal	stole	stolen
know	knew	known	swear	swore	sworn
lay	laid	laid	swim	swam	swum
leave	left	left	teach	taught	taught
lend	lent	lent	tell	told	told
lie	lay	lain	think	thought	thought
lose	lost	lost	wear	wore	worn
pay	paid	paid	write	wrote	written

NAME: \_\_\_\_\_

DATE: \_\_\_\_\_

# GRAMMAR ERROR CORRECTION

## PRESENT SIMPLE

### Positives, Negatives and Questions

- Find and correct the mistakes below.



*goes*

1. He go to bed very early.
2. Does they live in Canada?
3. I am usually cook dinner for my family.
4. Are they have a meeting every week?
5. She don't like tennis.
6. Does John has enough money?
7. He know the answer.
8. Robert playes baseball on the weekend.
9. They has lots of free time.
10. Do they usually driving to work?
11. Jenny is not work at a restaurant.
12. She worrys too much about the exams.
13. My father wants to travels to Spain.
14. Why you study English?
15. He doesn't drinks tea.
16. They are start class in the morning.



NAME: \_\_\_\_\_

DATE: \_\_\_\_\_

# GRAMMAR QUIZ

## MANY and MUCH; A FEW and A LITTLE

- Complete these sixteen sentences to score your knowledge of **COUNT & NON-COUNT** nouns.

1. How ... apples are there on the table?  
a) many  
b) much
2. I want to buy a new sports car, but I only have ... money.  
a) a few  
b) a little
3. There are ... people waiting outside the theater.  
a) many  
b) much
4. How ... times did the phone ring before you answered it?  
a) many  
b) much
5. I have ... friends who live in other countries.  
a) many  
b) much
6. How ... sugar did you buy at the supermarket?  
a) many  
b) much
7. Do you usually drink very ... coffee in the morning?  
a) many  
b) much
8. There wasn't ... food in the kitchen, so I decided to go to a restaurant.  
a) many  
b) much
9. I had lots of free time, so I read ... books during the holiday.  
a) a few  
b) a little
10. How ... time do we have before the test?  
a) many  
b) much
11. I moved to this city last week, so I still don't have ... friends.  
a) many  
b) much
12. There is ... bread on the table next to the jam.  
a) a few  
b) a little
13. Are you hungry? There are ... cookies in the cupboard.  
a) a few  
b) a little
14. I had a great time at the beach, but now I have ... sand in my shoes!  
a) many  
b) much
15. Did you find out very ... information about the college?  
a) many  
b) much
16. There are ... kids playing outside in the garden.  
a) many  
b) much
17. How many pets do you have, many or ...?  
a) a few  
b) a little
18. I think we still have ... time to study before the exam.  
a) a few  
b) a little

## SUBJECT: MATHEMATICS

(1) Make a grid and fill up numbers 1 to 120 as shown below:

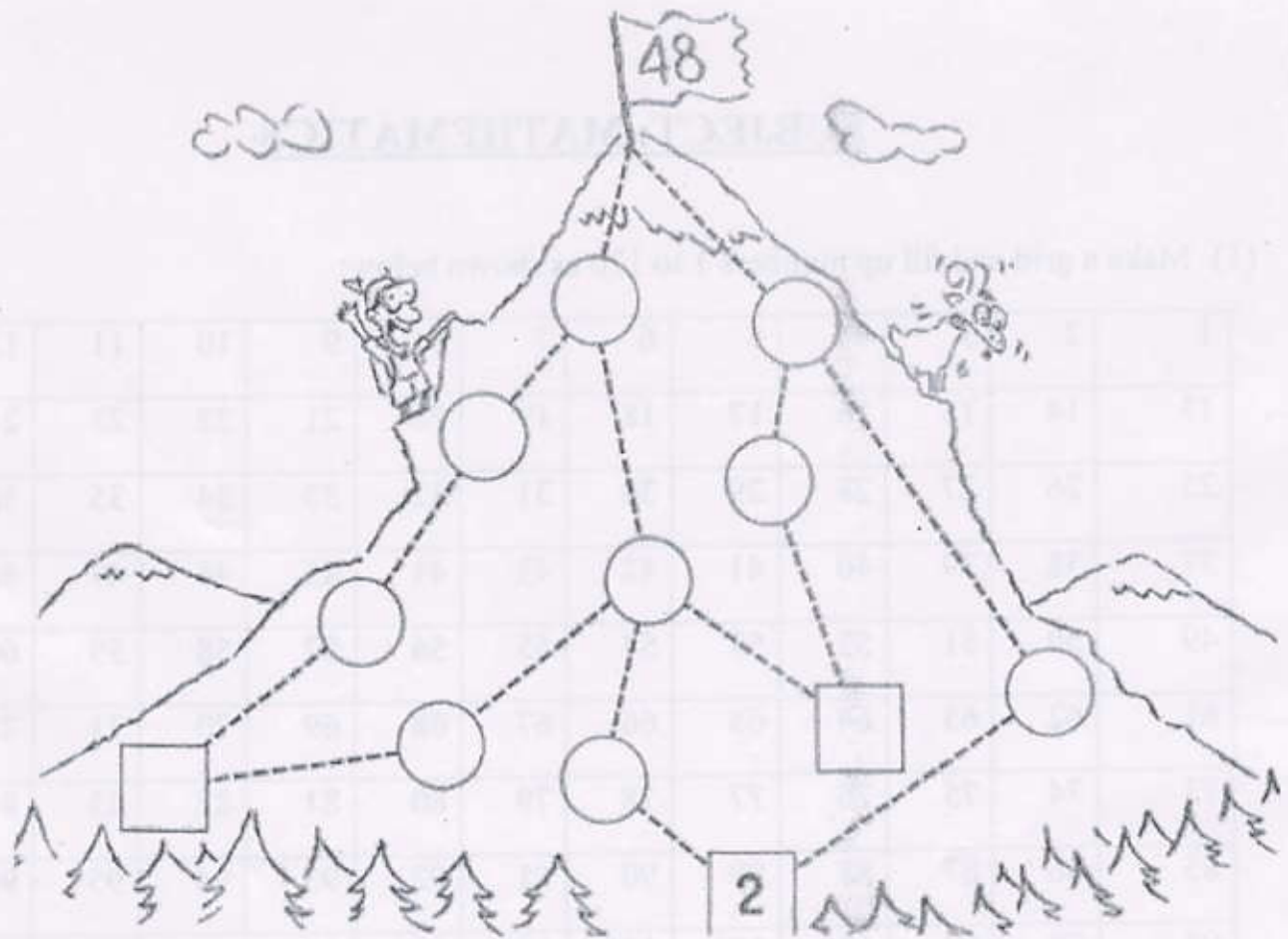
1	2	3	4	5	6	7	8	9	10	11	12
13	14	15	16	17	18	19	20	21	22	23	24
25	26	27	28	29	30	31	32	33	34	35	36
37	38	39	40	41	42	43	44	45	46	47	48
49	50	51	52	53	54	55	56	57	58	59	60
61	62	63	64	65	66	67	68	69	70	71	72
73	74	75	76	77	78	79	80	81	82	83	84
85	86	87	88	89	90	91	92	93	94	95	96
97	98	99	100	101	102	103	104	105	106	107	108
109	110	111	112	113	114	115	116	117	118	119	120

➤ Observe the pattern and answer the following : -

- 1) Put a **red** circle around the multiples of 6.
- 2) Put a **blue** circle around the multiples of 9.
- 3) Put a **yellow** circle around the multiples of 16.
- 4) Put a **green** circle around the even numbers which are also the multiples of 5.
- 5) Put a **black** circle around the multiples of 7 which are odd numbers.

Q2. Place the even numbers from 2 to 24 on the mountain trails. Follow the rules given below:

- ☐ Use each number only once
- ☐ The numbers on each of the six trails must add up to 48. (Three trails have four numbers. Three trails have three numbers.)
- ☐ Always start from a square at the bottom of the mountain and do not backtrack down the mountain.



Q3. Write the following in figures and say whether it is the Indian or International System of numeration.

- Three hundred fifty - six million five hundred five thousand thirty - three. ....
- Seven hundred sixty - five million forty - eight thousand eight hundred thirteen. ....

Q4. Write the number names of the following: -

- 87,26,550 : .....
- 93,653,400 : .....

Q5. The rivers of India play an important role in the life of Indians. They provide irrigation water, drinking water, electricity and easy transportation. In a thin scrapbook, do the following activities:

- 1) Write the names of ten important rivers of India. Write down their lengths in kilometres.
- 2) Write the number names of the lengths of these rivers.
- 3) Paste the pictures of these rivers in order of ascending order of their lengths.
- 4) Write the lengths of these rivers in the place value chart.

Q6. Answer the following questions.

- a. How many 6 - digit numbers are there in all? .....
- b. What is the greatest 7 - digit number? .....
- c. Which number lies in the middle of 8 - digit numbers? .....
- d. Arrange the digits of the number 74315689 in ascending order. ....
- e. How many millions make a crore? .....
- f. How many lakhs are there in 100 million? .....

Q7 *Prepare one beautiful and creative chart or model*

- \* Indian OR International Place Value Chart of any 9- digit number. (Roll no.1 to 5)
- \* Multiples , Factors ,Even ,Odd, Prime ,Composite numbers (Roll no.6 to 10)
- \* Collection of different types of bills you receive at home.(Roll no.11 to 15 )
- \* Different Types of fractions.(Roll no.16 to 20 )
- \* Different Types of triangles on the basis of sides.(Roll no.21 to 25 )
- \* Different Types of triangles on the basis of angles.(Roll no.26 to 30 )
- \* Different scales of temperature.(Roll no.31 to 35 )
- \* Profit and loss .(Roll no.36 to 40 )
- \* Interest.(Roll no.41 onwards )

Q-8 Learn one table daily and revise it twice a day.(2 to 20)

**Note:-** \* Revise B.T. of U-1 to 3 and U-1 to 2 complete for Unit Test going to be held after Summer Break

\* Revise the syllabus done in the class till May .

### **SUBJECT:- General Science**

#### **Book Time :**

- Read and Learn exercise and questions & answers of Lesson 1-3.

**Note:-** Prepare for U.T.


**Syllabus:- Lesson 1 ;2**

### Activities:-

1) Take some seeds of gram or bean. Soak them in water overnight and put them on moist cotton. Record your observations in the table given on page-27 of your book .

2)

Grow baby plants from seedless plants during your holidays.



You will be amazed to know that the top section of a few vegetables like carrot, turnip, onion and potato (some of these vegetables are available in summer season) can be used to grow new baby plants.

Follow these easy steps.

1. Put the tops of these vegetables (the ones you get easily at a vegetable store near your house) in a deep dish, leaving some space between them.
2. Pour water into the dish till the vegetable tops are covered by water .
3. Add some water every day to maintain the water level.

After 10 days you will observe little seedlings coming out of the vegetable tops. Plant them in different pots .

Watch the plants grow and take good care of these plants during your holidays .Click pictures of the plants .Paste these pictures in your science notebook.


➤ Project work :

Roll No. 1 to 20

- Prepare a model of breathing system with the help of waste materials like thread, wool, straws, balloons, jars, clay etc.

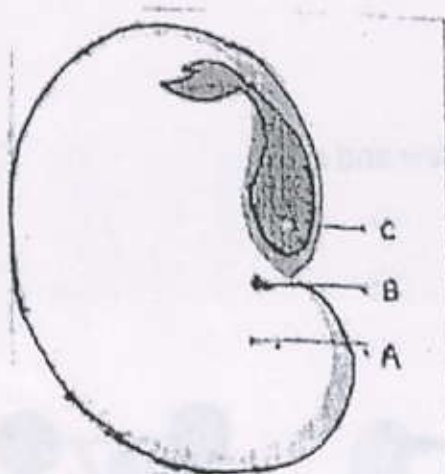
Roll No. 21 to 42

Make models of human joint using straw and clay.



- Write slogans or draw posters related to conservation of forests on drawing sheets.
- Complete the following worksheet :

Q-1 Identify the parts labelled in the given diagram and name them.



The part C is \_\_\_\_\_

The part A is \_\_\_\_\_

The part B is \_\_\_\_\_

Q.2. Fill in the blanks :

- a) The outer layer of the seed is known as \_\_\_\_\_.
- b) The tiny root & tiny shoot are found in \_\_\_\_\_ of the seed.
- c) The function of the cotyledons is to provide \_\_\_\_\_ to the baby plant.
- d) The micropyle allows \_\_\_\_\_ (water /food) to enter the seed.
- e) The part of the plant having seeds inside it is \_\_\_\_\_.
- f) The seed leaves of a seed are also known as \_\_\_\_\_.

Q.3. Which of the following pair of seeds has one cotyledon only?

- |                |                |
|----------------|----------------|
| a) rice , gram | b) gram ,wheat |
| c) rice ,wheat | d) pea , bean  |


## Subject:- Social Science

### Project work:

- 1) Prepare a model of any one type of house.(igloo, hut, stilt,cave etc.) Use any material of your choice. (Roll no. 1 to 14)
  - 2) Prepare a helping hands chart by showing some good deeds that you do to help others. ( Roll no.15 to 28)
  - 3) Make a creative project on 'Save Trees'. (Roll no. 29 to 43)
- Read and learn **Lesson - 1 to 4** complete with book exercise, Q/Ans and Map- skill.

### **Family Flower**

Make a beautiful family flower. Paste your family photo at the center and state the importance of your family in the petals.



# Shelters

## A. Unscramble the letters to make complete words.

1. RSTLHEE (It gives us protection)

\_\_\_\_\_

2. SEVCA (Shelter of early man)

\_\_\_\_\_

3. OOILG (House of Eskimos)

\_\_\_\_\_

4. RUBORW (Rabbit's house)

\_\_\_\_\_

## B. Write the materials used in the types of houses:

1. Kachcha house : \_\_\_\_\_

2. Pucca house : \_\_\_\_\_

3. Bungalow : \_\_\_\_\_

4. Houseboat : \_\_\_\_\_

➤ Mark and label the continents and oceans of the Earth.



(A) Fill in the blanks. Choose words from the brackets.

1. About \_\_\_\_\_ of the earth is covered with land. (three-fourths/one-fourth)
2. The Earth is shaped like an \_\_\_\_\_ (orange/apple)
3. The model of the Earth is called a \_\_\_\_\_ (map/globe)
4. A/An \_\_\_\_\_ is a book of maps. (atlas/compass)
5. There are \_\_\_\_\_ directions. (three/four)
6. There are \_\_\_\_\_ continents. (five/seven)

(B) Unscramble the letters to get the names of the oceans

1. CITCRA NAECO \_\_\_\_\_
2. CICIFAP CONEA \_\_\_\_\_
3. TARANTICC ANOCE \_\_\_\_\_
4. NADINI EACON \_\_\_\_\_
5. LATTACN CEANO \_\_\_\_\_

**Note:-** Prepare for U.T.

**Syllabus:-** Lesson 1 and 2

### **SUBJECT:- HINDI**

**निर्देश -**

- अभिभावक अपने बच्चों को अधिक से अधिक समय दें ।
- प्रतिदिन अखबार व शिक्षाप्रद कहानियाँ पढ़ने की आदत डालें ।
- अपने बच्चे को मोबाईल व दूसरे गैजट्स का कम से कम उपयोग करने दें ।
- बच्चे को अपना सामान यथास्थान रखने, अपने घर व घर के आस - पास सफाई रखने तथा पेड़-पौधे अधिक से अधिक लगाने व उन्हें समय पर खाद, पानी देना सिखाएँ ।
- घर का माहौल खुशनुमा व सकारात्मक रखें ।
- अपने बच्चे को रोज सैर पर ले जाएँ ।
- छुट्टियों में बाहर घूमने ले जाएँ ताकि नई-नई जानकारियाँ प्राप्त कर सकें ।

- बच्चों को उनकी पसंद का खेल खेलने के लिए प्रेरित करें ।
  - बच्चों में पौष्टिक भोजन खाने की आदत डालें ।
  - अपने बच्चे को घर के छोटे छोटे कार्यों को करने के लिए प्रेरित करें ।
  - ग्रीष्मावकाश की एक हिन्दी की कॉपी लगाएँ ।
1. अपनी पाठ्यपुस्तक से 10 पृष्ठ सुलेख रूप में लिखें ।
  2. भाषा माधुरी से पाठ – 1 से 7 याद करें ।  
भाषा अभ्यास से पाठ –1 से 7 दोहराएँ ।
  3. भाषा अभ्यास से पृष्ठ 10 से सवाद पृष्ठ 15 से पेड़ों का महत्व पृष्ठ 25 से पत्र 2-2 बार लिख कर दोहराएँ ।
  4. पाठ 1 से 6 के 50 कठिन शब्द लिखें ।  
**क्रियात्मक कार्य –**
    - सरदार पटेल की तरह किसी अन्य स्वतंत्रता सेनानी के जीवन के बारे में जानकारी इकट्ठी करके लिखिए व उनका चित्र भी चिपकाइए। (ड्राईंग शीट पर) रोल न० 1 से 15
    - पेड़ों से हमें क्या-क्या प्राप्त होता है यह बताते हुए पेड़ का चित्र बनाएँ (एक ड्राईंग शीट पर) रोल न० 16 से 30
    - नदियों का साफ रखने का संदेश देने के लिए स्लोगन बनाइए ।  
(भाषा अभ्यास पृष्ठ 24) रोल न० 31 से 44
  5. निम्नलिखित गद्यांशों को पढ़िए और उनके नीचे लिखे प्रश्नों के संक्षिप्त उत्तर दीजिए –  
दूसरों को कष्ट पहुँचाना, पीड़ा देना 'हिंसा' है इसके विपरीत मन से, वचन से तथा कर्म से किसी भी प्रकार से किसी को कष्ट न देना, पीड़ा न पहुँचाना 'अहिंसा' है । भारतवर्ष में बहुत से धर्म हैं । उन धर्मों में अहिंसा का महत्त्वपूर्ण स्थान है । प्रत्येक धर्म में अहिंसा का महत्त्व स्वीकार किया गया है । भारतीय धर्म और संस्कृति का मूल आधार भी अहिंसा है । अहिंसा में एक महान शक्ति है जिसके द्वारा अधिकार में किए गए लोग सदैव वश में रहते हैं । अतः सदैव अहिंसा का पालन करना चाहिए ।

प्रश्न-1 अहिंसा क्या है ?

उ०—

प्रश्न-2 हमें अहिंसा का पालन क्यों करना चाहिए ?

उ०—

प्रश्न-3 उपर्युक्त गद्यांश का उपयुक्त शीर्षक दीजिए ।

उ० —

प्रश्न-4. (I) भारतीय धर्म और संस्कृति का मूल आधार क्या है ?

- (क) हिंसा (ख) ज्ञान  
(ग) अहिंसा (घ) कर्म

(II) अहिंसा का क्या अर्थ है

- (क) हिंसा पन करना  
(ख) मन, वचन, कर्म से किसी को पीडा न पहुंचाना  
(ग) किसी को शरीरिक चोट न पहुंचाना  
(घ) धर्म का पालन करना

(III) गद्यांश का उचित शीर्षक चुनिए -

- (क) अहिंसा (ख) भारत के धर्म  
(ग) धर्म में अहिंसा (घ) भारतीय धर्म और सांस्कृति

**Note:-** Prepare for U.T.

**Syllabus:-** भाषा माधुरी - पाठ 1 से 2

भाषा अभ्यास - पाठ 1 से 2

### विषय -संस्कृत

- पाठ 1 से 2 तक पढ़ें व अभ्यास कार्य याद करें।
- शिष्टाचार से सम्बन्धित दस बातें संस्कृत में याद करें।
- निम्नलिखित धातुरूप लट् लकार में भरें-

#### 1. पठ् (पढ़ना)

प्रथमः पुरुषः पठति \_\_\_\_\_

मध्यमः पुरुषः \_\_\_\_\_ पठथः \_\_\_\_\_

उत्तमः पुरुषः \_\_\_\_\_ पठामः \_\_\_\_\_

#### 2. चल् (चलना)

प्रथमः पुरुषः चलति \_\_\_\_\_ चलन्ति \_\_\_\_\_

मध्यमः पुरुषः \_\_\_\_\_ चलथः \_\_\_\_\_

उत्तमः पुरुषः चलामि \_\_\_\_\_

### 3. वद (बोलना)

प्रथमः पुरुषः वदति \_\_\_\_\_ वदन्ति

मध्यमः पुरुषः \_\_\_\_\_ वदथः \_\_\_\_\_

उत्तमः पुरुषः वदामि \_\_\_\_\_

➤ शब्दरूप याद करें – बाल व देव

क्रियात्मक कार्य—

रोल न० (1-14 तक)– आप अपना परिचय (संस्कृत में) ड्राईंग शीट पर लिखें।

रोल न० (15-28 तक)– पाठ-1 से कोई पाँच चित्र बनाकर उनके नाम संस्कृत में लिखें।

रोल न० (29-43 तक)– घर पर पाई जाने वाली कोई पाँच वस्तुओं के चित्र बनाकर उनके नाम संस्कृत में लिखें।

Note:- Prepare for U.T.

Syllabus:- पाठ 1, 2 अभ्यास सहित  
शब्दरूप – बाल, देव प्रथमा से चतुर्थी विभक्ति  
धातु रूप – पठ्, वद व हृस् (लट् लकार)

### विषय – नैतिक शिक्षा

➤ पाठ – 1 से 5 तक पढ़ें व प्रश्नोत्तर याद करें।

क्रियात्मक कार्य—

रोल न० (1-14 तक) – पाठ-1 याचना को ड्राईंग शीट पर लिखें व याद करें।

रोल न० (15-28 तक) – पाठ-2 गायत्री मंत्र अर्थ सहित ड्राईंग शीट पर लिखें व याद करें।

रोल न० (29-43 तक) – पाठ-3 आर्य समाज के 7 से 10 नियम ड्राईंग शीट पर लिखें व याद करें।

➤ आर्य समाज से संबन्धित कोई भी एक गीत कंठस्थ (याद) करें।

➤ किसी भी एक महान व्यक्ति जैसे—महात्मा हंसराज, स्वामी दयानन्द सरस्वती, सरदार भगत सिंह, लाला लाजपत राय का चित्र चार्ट पर बनाकर उसमें रंग भरें।

Note:- Prepare for U.T.

Syllabus:- पाठ -1 से 4 अभ्यास सहित

## SUBJECT:- G.K.

- (1) Read and Learn exercise of pages 1 to 18 from your book.
- (2) Read newspaper daily .

## SUBJECT:- ART

- 1 Do pg no. 1 to 10 in art file.
- 2 Make any craft item.(wall hanging)

## SUBJECT:- COMPUTER

1. Revise Lesson -1 & 2 for Quiz.
2. Write atleast 10 shortcut keys on A-4 size colourful sheet.

## WORKSHEET

- Write the names of the computer accessories in their respective boxes.

CPU
Monitor
Scanner
Printer
Color laser printer
Speakers
Keyboard
Joystick
Mouse
Microphone
MP3 player

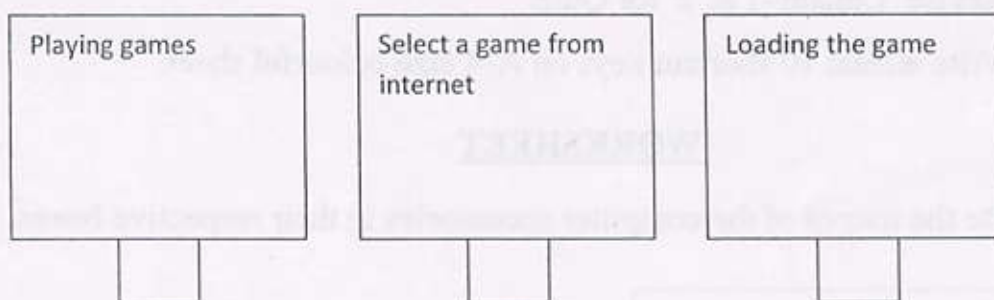
Input
Process
Output

➤ Write the sequence of IPO in the rectangular shapes. One is done for you.


a)



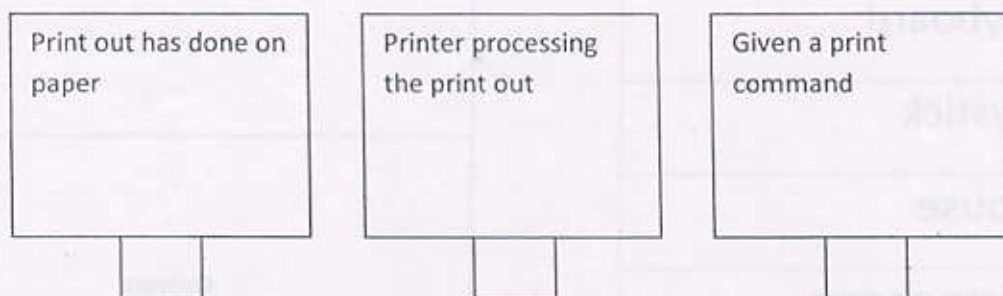
b)



c)



d)



### **Vth HOLIDAY HOMEWORK OF PUNJABI.**

#### **Writing work:-**

- Do 20 Pages of Punjabi Alphabet.
- Write Punjabi maatra name with symbols.(10Time)
- Do 10 -10 word of each Maatra.

#### **Learning Work:-**

- Learn Full syllabus of Punjabi which is done in class.( Punjabi Alphabet, do, tin ,chaar akharan da jod ,all Matras .)

#### **Project work:-**

- Make a chart of Punjabi Alphabet.